

Introduction

The following report provides summary statistics by region, for the multijurisdictional drug task forces funded by the Department of Public Safety through the end of the second quarter fiscal year 2008. For each region, information is provided on the name of the task forces operating in that region, the lead agency and counties covered by each of the task forces.

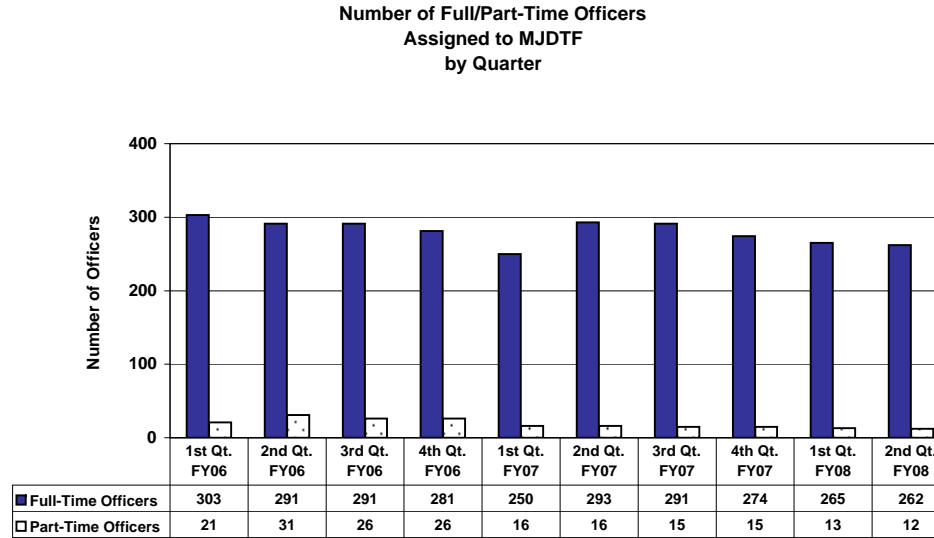
For each region a more detailed examination provides statistics on the number of officers involved, new cases initiated, search warrants by disposition, drug and non-drug arrest along with charges, drug purchased and seized, marijuana eradication, number of methamphetamine labs destroyed, asset seizures and forfeitures, and weapons seized by the task forces in the region.

Nineteen counties in Missouri were not involved in any multijurisdictional drug task force as of October, 2007. The counties that were not involved are: Bates, Benton, Carter, Cass, Carroll, Cedar, Dade, Henry, Hickory, Johnson, Lincoln, Newton, Osage, Ray, Reynolds, Saline, Schuyler, Shannon, and Wayne.

Statewide Summary of FY06 and FY07 and the First Two Quarters of FY08

Number of Full/Part-Time Officers Assigned to MJDTF by Quarter

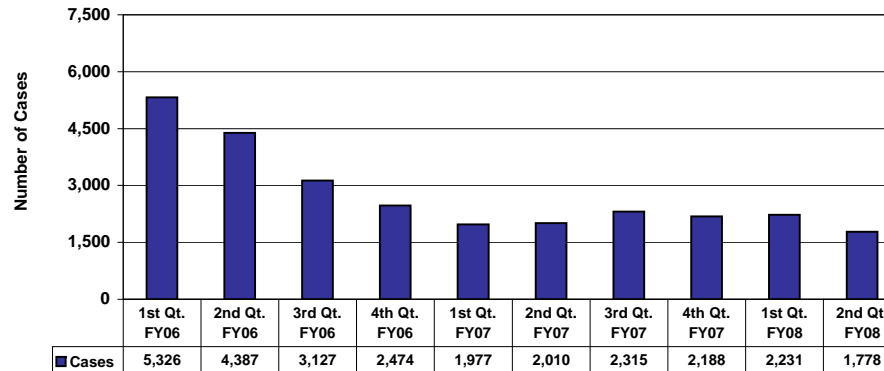
	Full-Time Officers	Part-Time Officers
1st Qt. FY06	303	21
2nd Qt. FY06	291	31
3rd Qt. FY06	291	26
4th Qt. FY06	281	26
1st Qt. FY07	250	16
2nd Qt. FY07	293	16
3rd Qt. FY07	291	15
4th Qt. FY07	274	15
1st Qt. FY08	265	13
2nd Qt. FY08	262	12



New Cases Initiated by MJDTF by Quarter

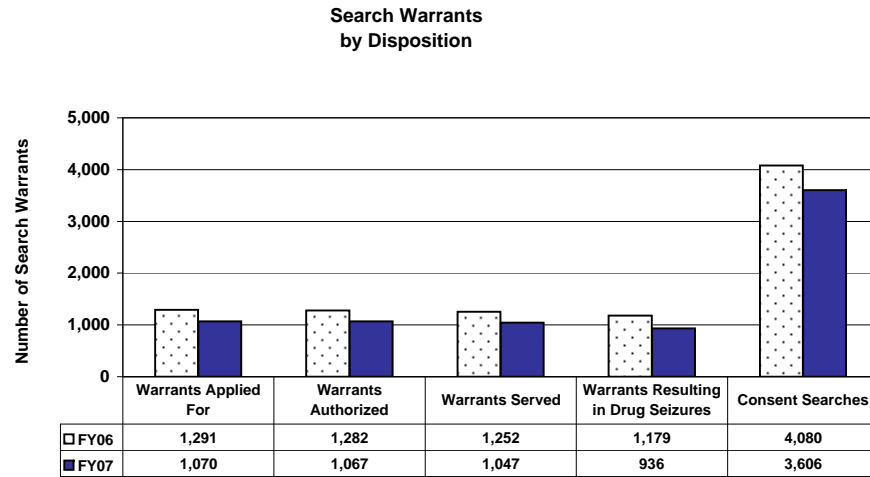
New Cases Initiated by MJDTF by Quarter

1st Qt. FY06	5,326
2nd Qt. FY06	4,387
3rd Qt. FY06	3,127
4th Qt. FY06	2,474
1st Qt. FY07	1,977
2nd Qt. FY07	2,010
3rd Qt. FY07	2,315
4th Qt. FY07	2,188
1st Qt. FY08	2,231
2nd Qt. FY08	1,778
Total	27,813



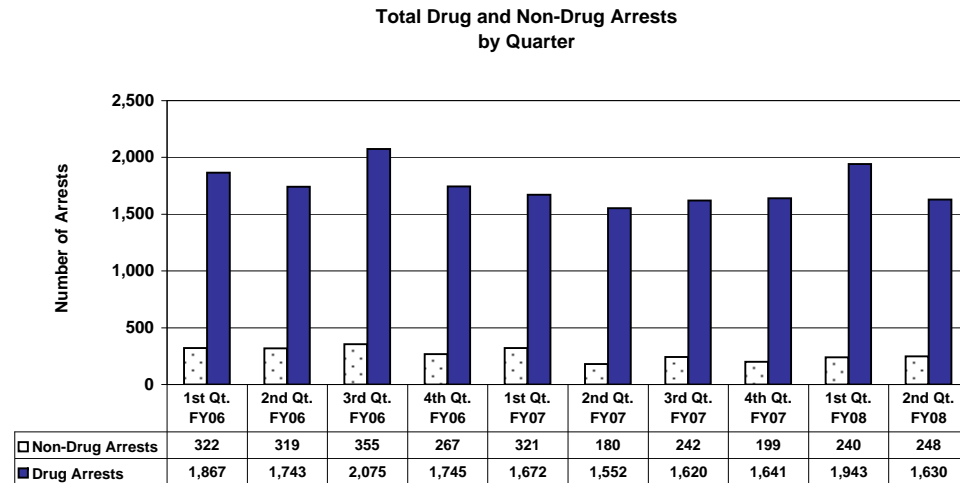
Search Warrants by Disposition

	FY07	FY06
Warrants Applied For	1,070	1,291
Warrants Authorized	1,067	1,282
Warrants Served	1,047	1,252
Warrants Resulting in Drug Seizures	936	1,179
Consent Searches	3,606	4,080



Total Drug and Non-Drug Arrests by Quarter

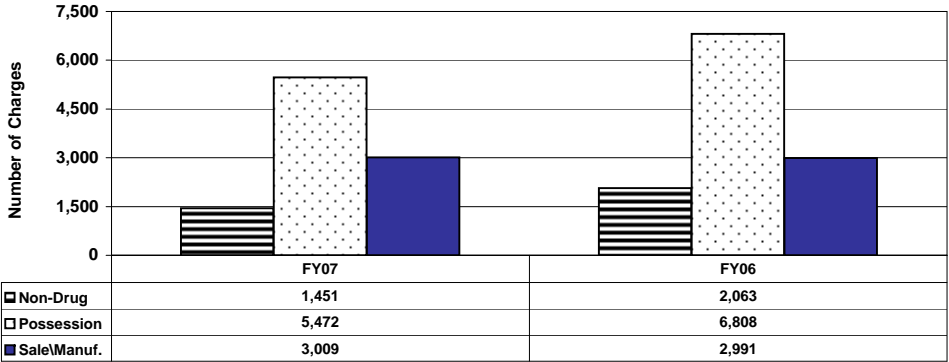
	Drug	Non-Drug
1st Qt. FY06	1,867	322
2nd Qt. FY06	1,743	319
3rd Qt. FY06	2,075	355
4th Qt. FY06	1,745	267
1st Qt. FY07	1,672	321
2nd Qt. FY07	1,552	180
3rd Qt. FY07	1,620	242
4th Qt. FY07	1,641	199
1st Qt. FY08	1,943	240
2nd Qt. FY08	1,630	248
	17,488	2,693



**Charges Associated with Arrests
by Fiscal Year**

Charges Associated with Arrests by Fiscal Year

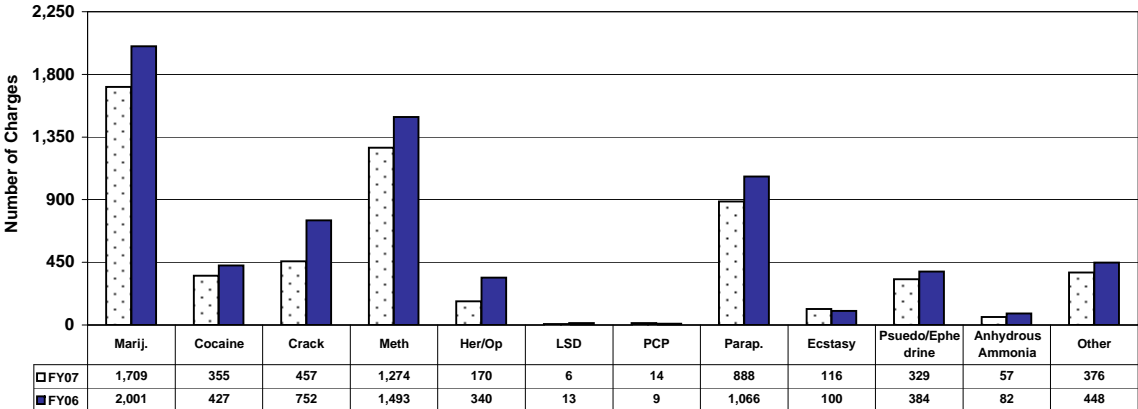
	FY07	FY06
Non-Drug	1,451	2,063
Possession	5,472	6,808
Sale/Manuf.	3,009	2,991
	9,932	11,862



**Charges Associated with Possession
of Drugs by Drug Type**

Charges Associated with Possession of Drugs by Drug Type

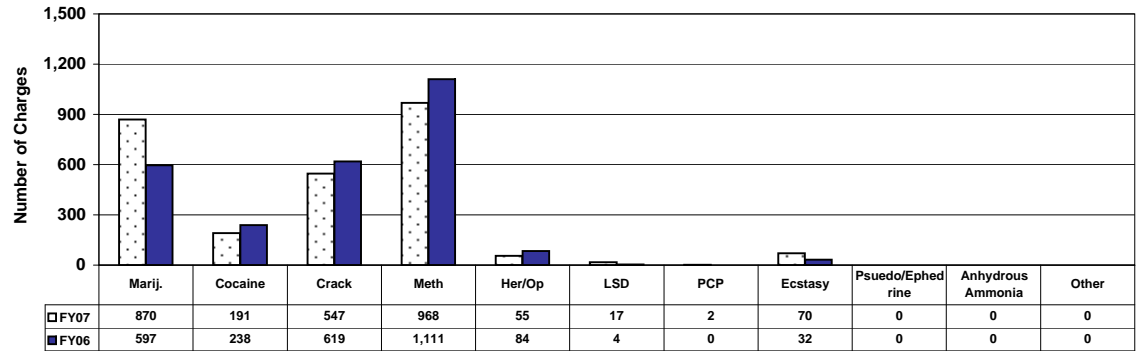
	FY07	FY06
Marij.	1,709	2,001
Cocaine	355	427
Crack	457	752
Meth	1,274	1,493
Her/Op	170	340
LSD	6	13
PCP	14	9
Parap.	888	1,066
Ecstasy	116	100
Psuedo/Ephedrine	329	384
Anhydrous Ammonia	57	82
Other	376	448



Charges Associated with the Sale or Manufacturing of Drugs by Drug Type

	FY07	FY06
Marij.	870	597
Cocaine	191	238
Crack	547	619
Meth	968	1,111
Her/Op	55	84
LSD	17	4
PCP	2	0
Ecstasy	70	32
Pseudo/Ephedrine	0	0
Anhydrous Ammonia	0	0
Other	0	0

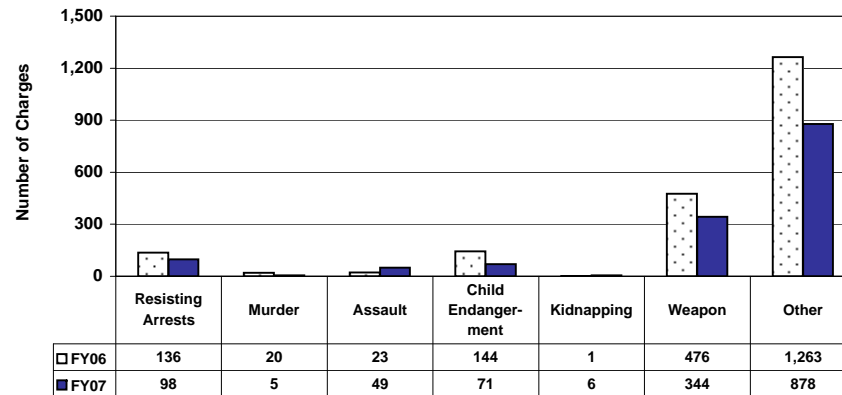
Charges Associated with the Sale or Manufacturing of Drugs by Drug Type



Non-Drug Related Charges by Offense Type

	FY07	FY06
Resisting Arrests	98	136
Murder	5	20
Assault	49	23
Child Endangerment	71	144
Kidnapping	6	1
Weapon	344	476
Other	878	1,263
	1,451	2,063

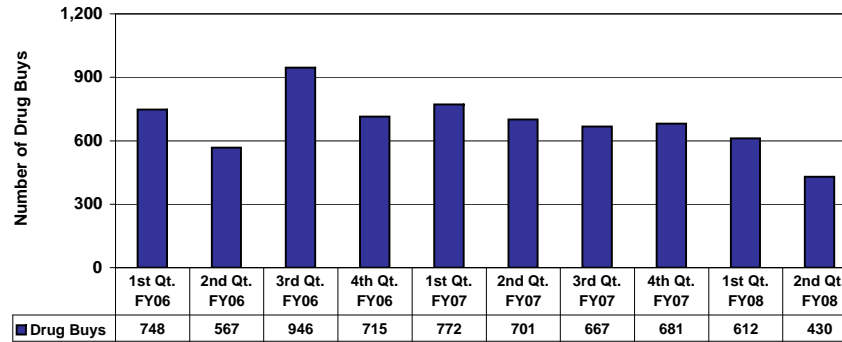
Non-Drug Related Charges by Offense Type



Number of Drug Buys by Quarter

	Number of Drug Buys
1st Qt. FY06	748
2nd Qt. FY06	567
3rd Qt. FY06	946
4th Qt. FY06	715
1st Qt. FY07	772
2nd Qt. FY07	701
3rd Qt. FY07	667
4th Qt. FY07	681
1st Qt. FY08	612
2nd Qt. FY08	430
	6,839

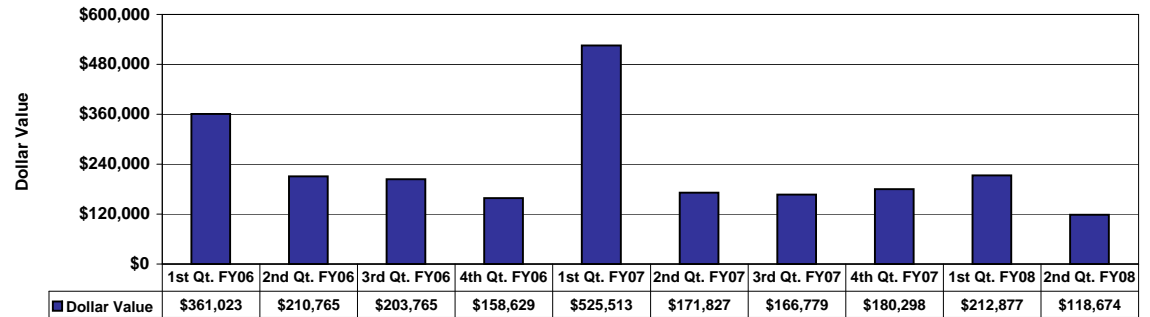
Number of Drug Buys by Quarter



Dollar Value of Drug Purchases by Quarter

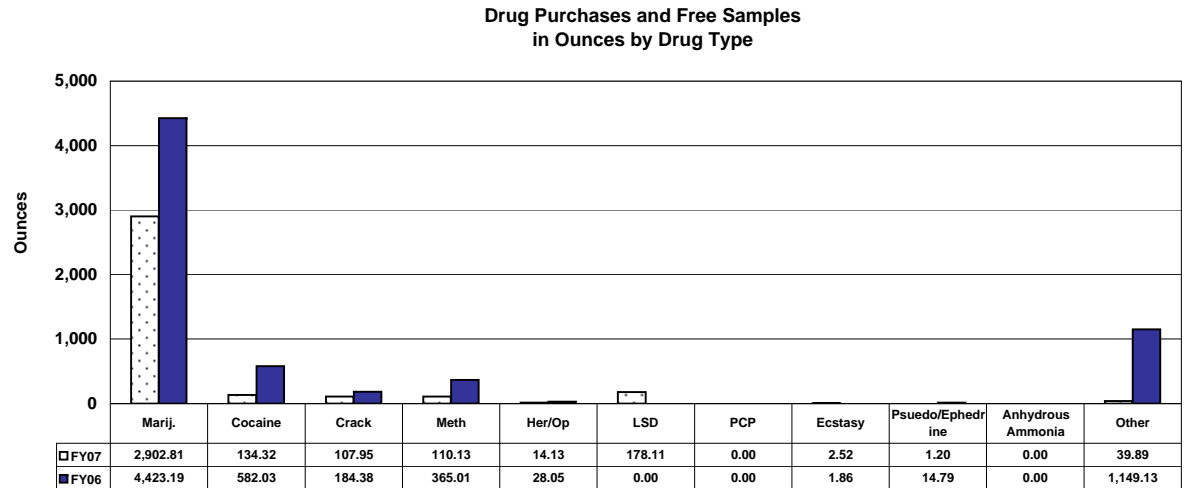
	Dollar Value
1st Qt. FY06	\$361,023
2nd Qt. FY06	\$210,765
3rd Qt. FY06	\$203,765
4th Qt. FY06	\$158,629
1st Qt. FY07	\$525,513
2nd Qt. FY07	\$171,827
3rd Qt. FY07	\$166,779
4th Qt. FY07	\$180,298
1st Qt. FY08	\$212,877
2nd Qt. FY08	\$118,674
	\$2,310,150

Dollar Value of Drug Purchases by Quarter



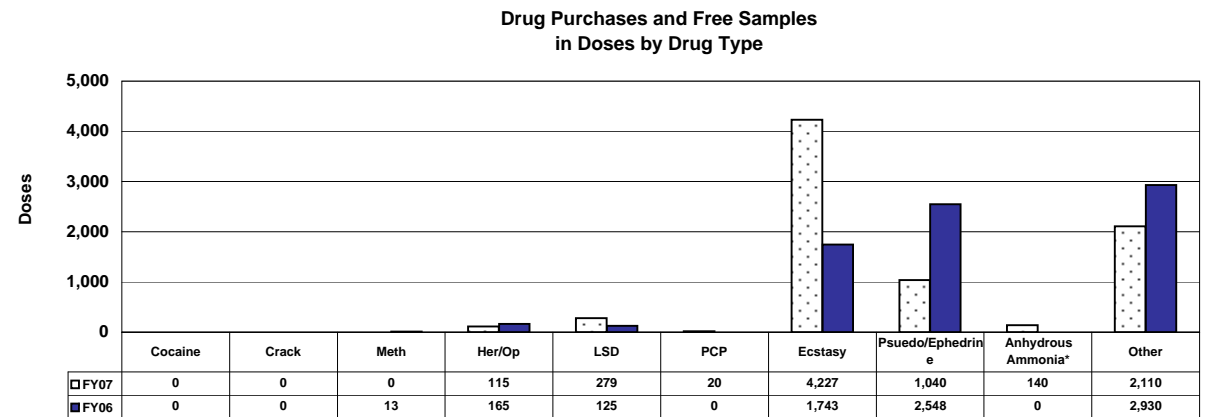
Drug Purchases and Free Samples in Ounces by Drug Type

	FY07	FY06
Marij.	2,902.81	4,423.19
Cocaine	134.32	582.03
Crack	107.95	184.38
Meth	110.13	365.01
Her/Op	14.13	28.05
LSD	178.11	0.00
PCP	0.00	0.00
Ecstasy	2.52	1.86
Psuedo/Ephedrine	1.20	14.79
Anhydrous Ammonia	0.00	0.00
Other	39.89	1,149.13



Drug Purchases and Free Samples in Doses by Drug Type

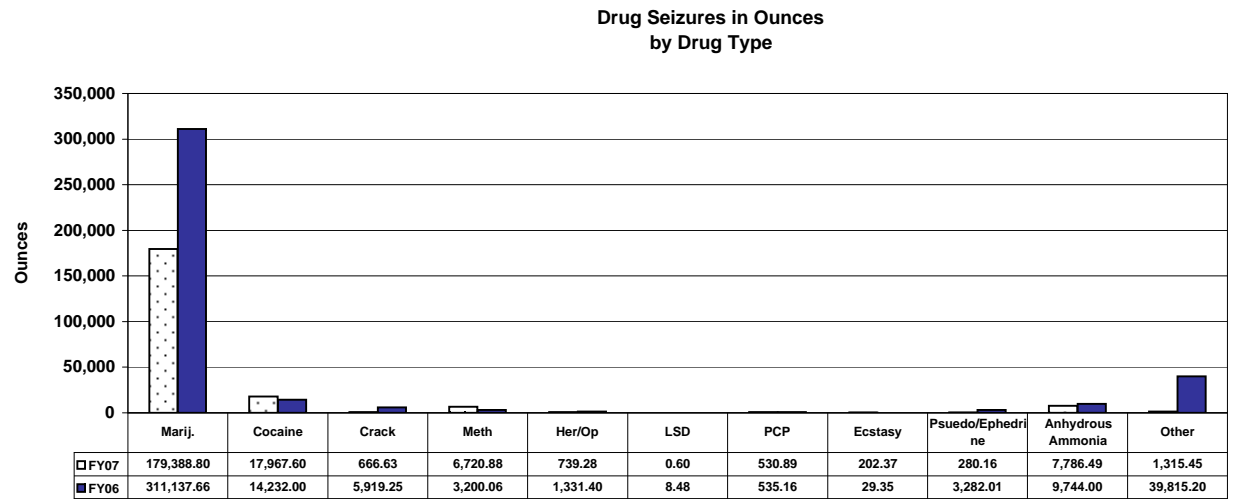
	FY07	FY06
Cocaine	0	0
Crack	0	0
Meth	0	13
Her/Op	115	165
LSD	279	125
PCP	20	0
Ecstasy	4,227	1,743
Psuedo/Ephedrine	1,040	2,548
Anhydrous Ammonia*	140	0
Other	2,110	2,930



*Anhydrous Ammonia In Gallons

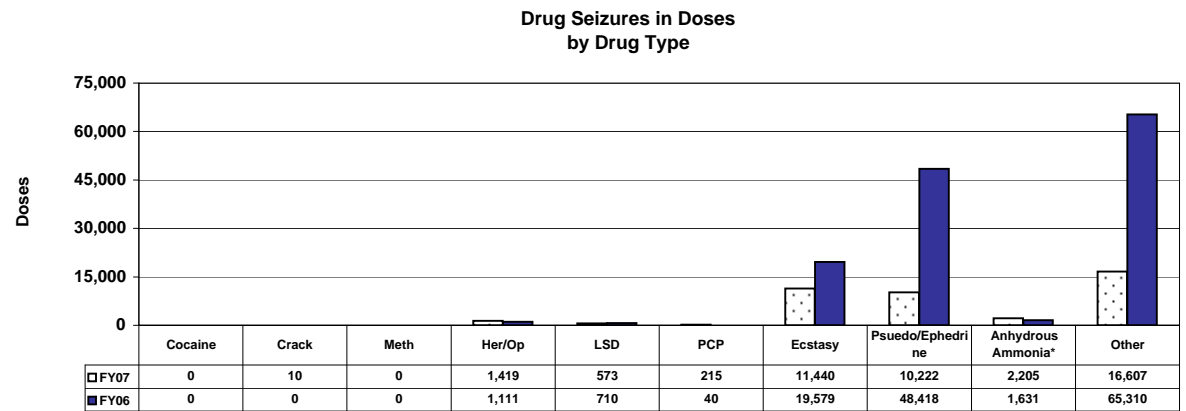
Drug Seizures in Ounces by Drug Type

	FY07	FY06
Marij.	179,388.80	311,137.66
Cocaine	17,967.60	14,232.00
Crack	666.63	5,919.25
Meth	6,720.88	3,200.06
Her/Op	739.28	1,331.40
LSD	0.60	8.48
PCP	530.89	535.16
Ecstasy	202.37	29.35
Psuedo/Ephedrine	280.16	3,282.01
Anhydrous Ammonia	7,786.49	9,744.00
Other	1,315.45	39,815.20



Drug Seizures in Doses by Drug Type

	FY07	FY06
Cocaine	0	0
Crack	10	0
Meth	0	0
Her/Op	1,419	1,111
LSD	573	710
PCP	215	40
Ecstasy	11,440	19,579
Psuedo/Ephedrine	10,222	48,418
Anhydrous Ammonia*	2,205	1,631
Other	16,607	65,310

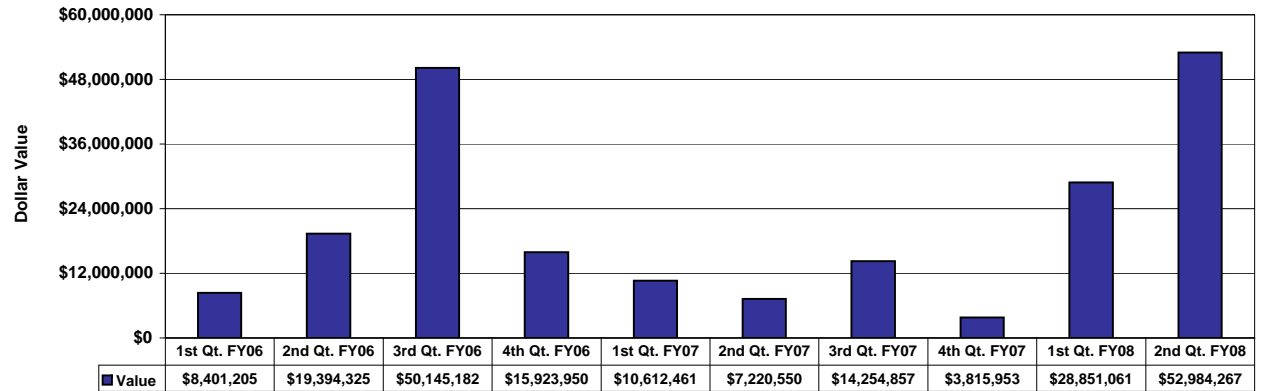


*Anhydrous Ammonia in Gallons

Estimated Dollar Value of Drug Seizures

1st Qt. FY06	\$8,401,205
2nd Qt. FY06	\$19,394,325
3rd Qt. FY06	\$50,145,182
4th Qt. FY06	\$15,923,950
1st Qt. FY07	\$10,612,461
2nd Qt. FY07	\$7,220,550
3rd Qt. FY07	\$14,254,857
4th Qt. FY07	\$3,815,953
1st Qt. FY08	\$28,851,061
2nd Qt. FY08	\$52,984,267
	\$211,603,811

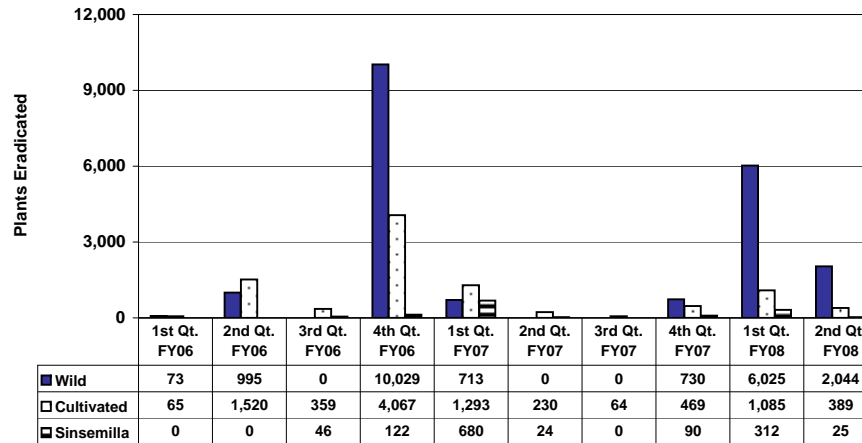
Estimated Dollar Value of Drug Seizures



Number of Marijuana Plants Eradicated*

	Wild	Cultivated	Sinsemilla
1st Qt. FY06	73	65	0
2nd Qt. FY06	995	1,520	0
3rd Qt. FY06	0	359	46
4th Qt. FY06	10,029	4,067	122
1st Qt. FY07	713	1,293	680
2nd Qt. FY07	0	230	24
3rd Qt. FY07	0	64	0
4th Qt. FY07	730	469	90
1st Qt. FY08	6,025	1,085	312
2nd Qt. FY08	2,044	389	25
	20,609	9,541	1,299

Number of Marijuana Plants Eradicated



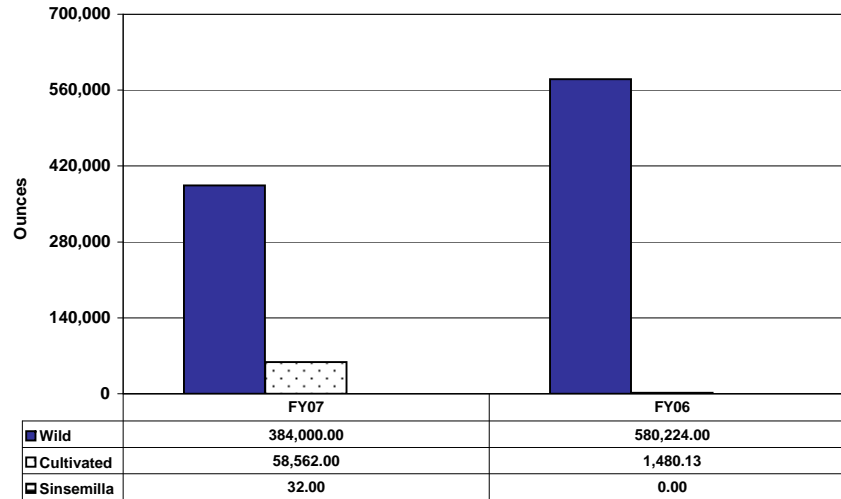
*Marijuana eradication is not a subset of marijuana drug seizures

Marijuana Eradication in Ounces*

	Wild	Cultivated	Sinsemilla
FY07	384,000.00	58,562.00	32.00
FY06	580,224.00	1,480.13	0.00

**Marijuana eradication is not a subset of marijuana drug seizures*

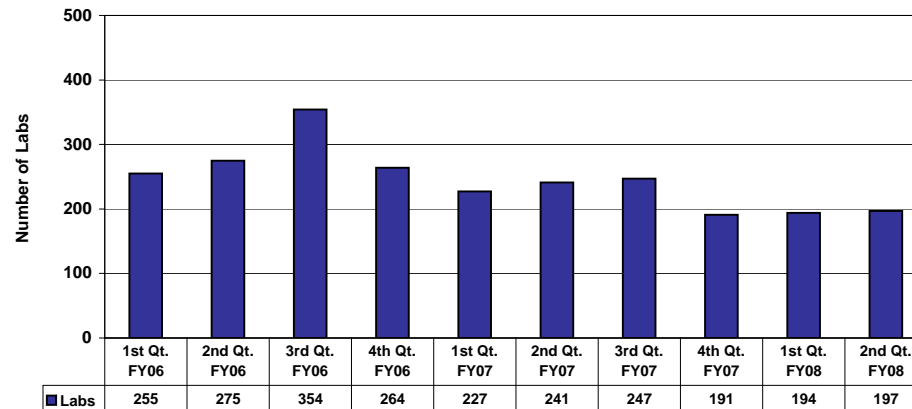
Marijuana Eradication in Ounces



Number of Meth Labs Destroyed

1st Qt. FY06	255
2nd Qt. FY06	275
3rd Qt. FY06	354
4th Qt. FY06	264
1st Qt. FY07	227
2nd Qt. FY07	241
3rd Qt. FY07	247
4th Qt. FY07	191
1st Qt. FY08	194
2nd Qt. FY08	197
Total	2,445

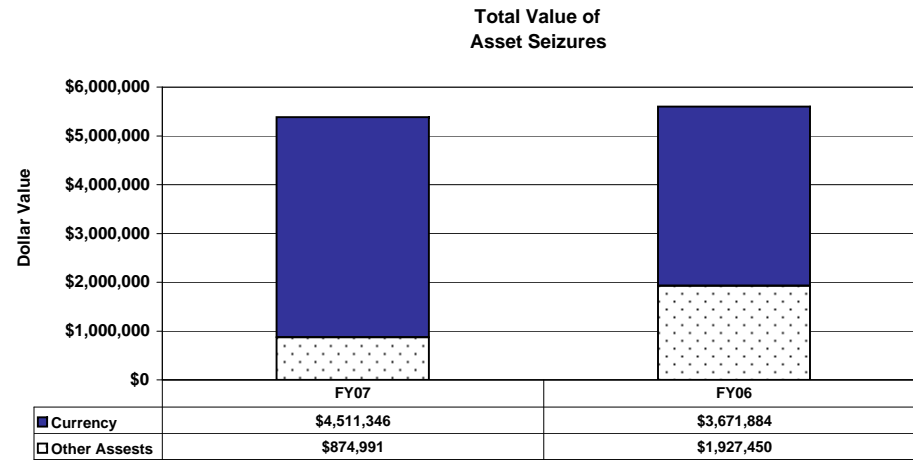
Number of Methamphetamine Labs Destroyed



Statewide

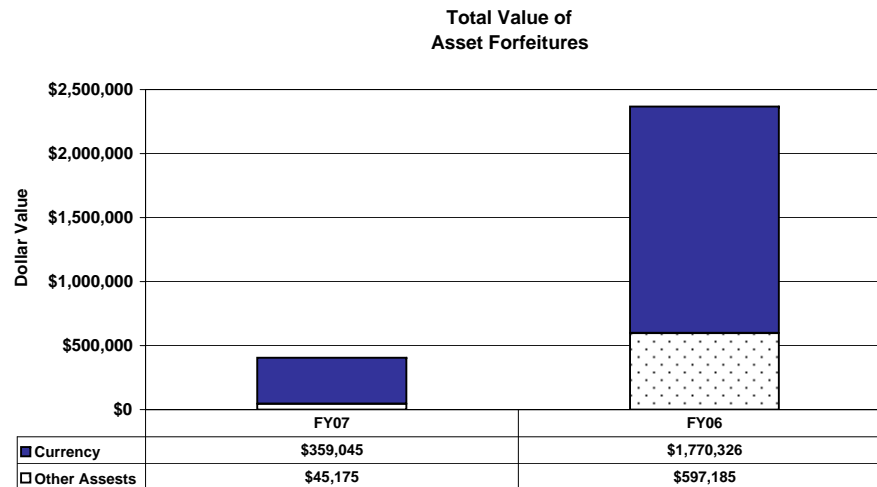
Total Value of Asset Seizures

	FY07	FY06
Currency	\$4,511,346	\$3,671,884
Other Assets	\$874,991	\$1,927,450
Total Asset Seizures	\$5,386,337	\$5,599,334



Total Value of Asset Forfeitures

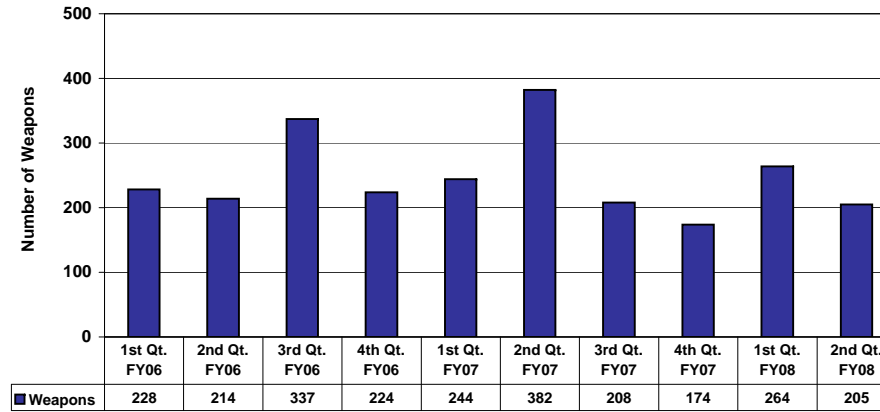
	FY07	FY06
Currency	\$359,045	\$1,770,326
Other Assets	\$45,175	\$597,185
Total Asset Forfeitures	\$404,220	\$2,367,511



Weapons Seized

1st Qt. FY06	228
2nd Qt. FY06	214
3rd Qt. FY06	337
4th Qt. FY06	224
1st Qt. FY07	244
2nd Qt. FY07	382
3rd Qt. FY07	208
4th Qt. FY07	174
1st Qt. FY08	264
2nd Qt. FY08	205
	<hr/>
	2,480

Weapons Seized



2007 NCAP Funded Task Forces by Region

County Name	Covered by a MJDTF (Y=Yes, N=No)	Task Force Number	Task Force	Region	Administering Agency
Region 1					
Buchanan	Y	2	NW Mo. Drug Strike Force	1	Buchanan County Sheriff's Dept.
Clinton*	Y	2	NW Mo. Drug Strike Force	1	Buchanan County Sheriff's Dept.
Andrew*	Y	30	Cameron Drug Task Force	1	NITRO
Atchison	Y	30	Cameron Drug Task Force	1	NITRO
Caldwell	Y	30	Cameron Drug Task Force	1	NITRO
Clinton*	Y	30	Cameron Drug Task Force	1	NITRO
Daviess	Y	30	Cameron Drug Task Force	1	NITRO
Dekalb	Y	30	Cameron Drug Task Force	1	NITRO
Gentry	Y	30	Cameron Drug Task Force	1	NITRO
Grundy	Y	30	Cameron Drug Task Force	1	NITRO
Harrison	Y	30	Cameron Drug Task Force	1	NITRO
Holt*	Y	30	Cameron Drug Task Force	1	NITRO
Livingston	Y	30	Cameron Drug Task Force	1	NITRO
Mercer	Y	30	Cameron Drug Task Force	1	NITRO
Nodaway	Y	30	Cameron Drug Task Force	1	NITRO
Putnam	Y	30	Cameron Drug Task Force	1	NITRO
Sullivan	Y	30	Cameron Drug Task Force	1	NITRO
Worth	Y	30	Cameron Drug Task Force	1	NITRO

Note * Counties belonging to multiple Task Force's.

2007 NCAP Funded Task Forces by Region

County Name	Covered by a MJDTF	Task Force Number	Task Force	Region	Administering Agency
Region 2					
Ralls	Y	16	NE MO Narcotics DTF (NEMO)	2	Monroe City Police Dept.
Audrain	Y	28	East Central Drug Task Force	2	Audrain County Sheriff's Dept.
Montgomery	Y	28	East Central Drug Task Force	2	Audrain County Sheriff's Dept.
Pike	Y	28	East Central Drug Task Force	2	Audrain County Sheriff's Dept.
Warren	Y	28	East Central Drug Task Force	2	Audrain County Sheriff's Dept.
Adair	Y	24	North Mo. Drug Task Force	2	Adair County Sheriff's Dept.
Chariton	Y	24	North Mo. Drug Task Force	2	Adair County Sheriff's Dept.
Clark	Y	24	North Mo. Drug Task Force	2	Adair County Sheriff's Dept.
Knox	Y	24	North Mo. Drug Task Force	2	Adair County Sheriff's Dept.
Linn	Y	24	North Mo. Drug Task Force	2	Adair County Sheriff's Dept.
Macon	Y	24	North Mo. Drug Task Force	2	Adair County Sheriff's Dept.
Putnam	Y	24	North Mo. Drug Task Force	2	Adair County Sheriff's Dept.
Randolph	Y	24	North Mo. Drug Task Force	2	Adair County Sheriff's Dept.
Scotland	Y	24	North Mo. Drug Task Force	2	Adair County Sheriff's Dept.
Shelby	Y	24	North Mo. Drug Task Force	2	Adair County Sheriff's Dept.
Sullivan	Y	24	North Mo. Drug Task Force	2	Adair County Sheriff's Dept.
Region 3					
Jackson*	Y	6,9	Jackson Co. DTF, Kansas City PD DTF **	3	Jackson Co. Sheriff's & KCPD
Clay*	Y	6,9,15	Jackson Co. DTF, K C PD & Clay DTF **	3	Jackson Co. Sheriff's, KC, & Clay PD
Linn*	Y	6,9	Jackson Co. DTF, K C PD & Clay DTF **	3	Jackson Co. Sheriff's & KCPD
Platte*	Y	6,9,15,18	Jackson Co. DTF, K C PD, Platte & Clay DTF **	3	Jackson , Platte Co.Sheriff's & KCPD
Lafayette	Y	10	Lafayette County Narcotics Unit	3	Lafayette County Sheriff's Dept.

Note * Counties belonging to multiple Task Force's.

2007 NCAP Funded Task Forces by Region

County Name	Covered by a MJDTF	Task Force Number	Task Force	Region	Administering Agency
Region 4					
Boone	Y	11	Mid-Mo United Strike Team & Narc. Unit	4	Jefferson City Police Dept.
Callaway	Y	11	Mid-Mo United Strike Team & Narc. Unit	4	Jefferson City Police Dept.
Cole	Y	11	Mid-Mo United Strike Team & Narc. Unit	4	Jefferson City Police Dept.
Cooper	Y	29	Mid-MO MJDTF	4	Moniteau County Sheriff's Dept.
Howard	Y	29	Mid-MO MJDTF	4	Moniteau County Sheriff's Dept.
Miller	Y	29	Mid-MO MJDTF	4	Moniteau County Sheriff's Dept.
Moniteau	Y	29	Mid-MO MJDTF	4	Moniteau County Sheriff's Dept.
Morgan	Y	29	Mid-MO MJDTF	4	Moniteau County Sheriff's Dept.
Pettis	Y	29	Mid-MO MJDTF	4	Moniteau County Sheriff's Dept.

Region 5					
Christian	Y	5	Combined Ozarks MJDTF Enf.Team (Comet)	5	Greene County Sheriff's Dept.
Greene	Y	5	Combined Ozarks MJDTF Enf.Team (Comet)	5	Greene County Sheriff's Dept.
Lawrence*	Y	5	Combined Ozarks MJDTF Enf.Team (Comet)	5	Greene County Sheriff's Dept.
Polk	Y	5	Combined Ozarks MJDTF Enf.Team (Comet)	5	Greene County Sheriff's Dept.
Stone	Y	5	Combined Ozarks MJDTF Enf.Team (Comet)	5	Greene County Sheriff's Dept.
Taney	Y	5	Combined Ozarks MJDTF Enf.Team (Comet)	5	Greene County Sheriff's Dept.
Webster	Y	5	Combined Ozarks MJDTF Enf.Team (Comet)	5	Greene County Sheriff's Dept.
Jasper	Y	7	Jasper County Drug Task Force	5	Jasper County Sheriff's Dept.
Barton	Y	33	Community Narcotics Enforcement Team	5	St. Clair County Sheriff's Office
St. Clair	Y	33	Community Narcotics Enforcement Team	5	St. Clair County Sheriff's Office
Vernon	Y	33	Community Narcotics Enforcement Team	5	St. Clair County Sheriff's Office
Barry	Y	13	Southwest Missouri Drug Task Force	5	Barry County Sheriff's Dept.
Lawrence*	Y	13	Southwest Missouri Drug Task Force	5	Barry County Sheriff's Dept.
McDonald	Y	13	Southwest Missouri Drug Task Force	5	Barry County Sheriff's Dept.

Note * Counties belonging to multiple Task Force's.

2007 NCAP Funded Task Forces by Region

County Name	Covered by a MJDTF	Task Force Number	Task Force	Region	Administering Agency
Region 6					
Camden	Y	3	Lake Area Narc. Enf. Group	6	Camden County Sheriff's Dept.
Crawford	Y	3	Lake Area Narc. Enf. Group	6	Camden County Sheriff's Dept.
Dallas	Y	3	Lake Area Narc. Enf. Group	6	Camden County Sheriff's Dept.
Gasconade	Y	3	Lake Area Narc. Enf. Group	6	Camden County Sheriff's Dept.
Laclede	Y	3	Lake Area Narc. Enf. Group	6	Camden County Sheriff's Dept.
Maries	Y	3	Lake Area Narc. Enf. Group	6	Camden County Sheriff's Dept.
Pulaski	Y	3	Lake Area Narc. Enf. Group	6	Camden County Sheriff's Dept.
Dent	Y	25	South Central Drug Task Force	6	Howell County Sheriff's Dept.
Douglas	Y	25	South Central Drug Task Force	6	Howell County Sheriff's Dept.
Howell	Y	25	South Central Drug Task Force	6	Howell County Sheriff's Dept.
Oregon	Y	25	South Central Drug Task Force	6	Howell County Sheriff's Dept.
Ozark	Y	25	South Central Drug Task Force	6	Howell County Sheriff's Dept.
Phelps	Y	25	South Central Drug Task Force	6	Howell County Sheriff's Dept.
Ripley	Y	25	South Central Drug Task Force	6	Howell County Sheriff's Dept.
Texas	Y	25	South Central Drug Task Force	6	Howell County Sheriff's Dept.
Wright	Y	25	South Central Drug Task Force	6	Howell County Sheriff's Dept.

Region 7					
Jefferson	Y	8	Jefferson County Drug Task Force	7	Jefferson County Sheriff's Dept.
Franklin	Y	31	Union Drug Task Force	7	Franklin County Enforcement Unit
Washington	Y	31	Union Drug Task Force	7	Franklin County Enforcement Unit
Iron	Y	12	Mineral Area Drug Task Force	7	Farmington Police Dept.
Madison	Y	12	Mineral Area Drug Task Force	7	Farmington Police Dept.
St. Francois	Y	12	Mineral Area Drug Task Force	7	Farmington Police Dept.
St. Genevieve	Y	12	Mineral Area Drug Task Force	7	Farmington Police Dept.
St. Louis County*	Y	1, 21	St. Louis County Police Dept & North County MEG	7	St Louis County Police Dept.
St. Charles	Y	20	St. Charles County Regional DTF	7	St. Peter Police Dept.
Warren	Y	20	St. Charles County Regional DTF	7	St. Peter Police Dept.
St. Louis City	Y	22	St. Louis Metropolitan Drug Task Force	7	St. Louis Metropolitan PD

Note * Counties belonging to multiple Task Force's.

2007 NCAP Funded Task Forces by Region

County Name	Covered by a MJDTF	Task Force Number	Task Force	Region	Administering Agency
Region 8					
Dunklin*	Y	17	Bootheel Drug Task Force	8	Pemiscott County Sheriff's Dept.
Pemiscot	Y	17	Bootheel Drug Task Force	8	Pemiscott County Sheriff's Dept.
Bollinger	Y	19	SEMO Drug Task Force - EDICT	8	Mississippi County Sheriff's Dept.
Butler	Y	19	SEMO Drug Task Force - EDICT	8	Mississippi County Sheriff's Dept.
Cape Girardeau	Y	19	SEMO Drug Task Force - EDICT	8	Mississippi County Sheriff's Dept.
Dunklin*	Y	19	SEMO Drug Task Force - EDICT	8	Mississippi County Sheriff's Dept.
Mississippi	Y	19	SEMO Drug Task Force - EDICT	8	Mississippi County Sheriff's Dept.
New Madrid	Y	19	SEMO Drug Task Force - EDICT	8	Mississippi County Sheriff's Dept.
Perry	Y	19	SEMO Drug Task Force - EDICT	8	Mississippi County Sheriff's Dept.
Ripley*	Y	19	SEMO Drug Task Force - EDICT	8	Mississippi County Sheriff's Dept.
Scott	Y	19	SEMO Drug Task Force - EDICT	8	Mississippi County Sheriff's Dept.
Stoddard	Y	19	SEMO Drug Task Force - EDICT	8	Mississippi County Sheriff's Dept.

Note * Counties belonging to multiple Task Force's.